

# WRITE LIKE AN EGYPTIAN

The Ancient Egyptians used three different types of signs called scripts to write with.

The oldest of these scripts is called the **Hieroglyphic Script** .

The Hieroglyphic alphabet had about 700 signs - a lot more than the English alphabet!


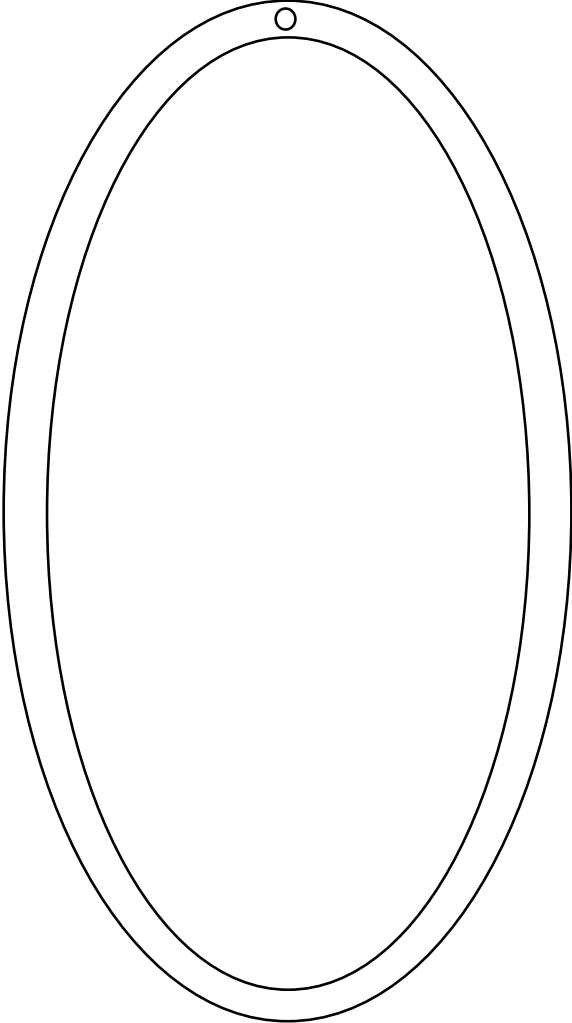
























Most of the Hieroglyphic signs were pictures of people, animals or things, these signs could stand for the things themselves or they could stand for sounds.

We can use the Hieroglyphic signs as sound-signs to spell out our names.

When people wrote the names of Gods, Kings and Queens they were placed inside an oval shape. This was called a **cartouche**.

Follow these instructions to make your very own cartouche

1. Find the Hieroglyphic signs that correspond to the letters of your name
2. Write the letters of your name inside the oval from top to bottom
3. Cut out the cartouche and wear it on a ribbon around your neck or blue-tack it to your bedroom door

A			N	
B			O	
C			P	
D			Q	
E			R	
F			S	
G			T	
H			U	
I			V	
J			W	
K			X	
L			Y	
M			Z	